
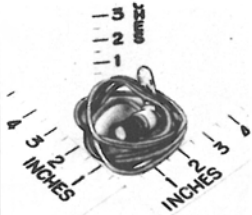


# BOILER ACCESSORY PACKAGES : Parts List


(BOILER PARTS LIST - continued)



B-217 Oil, Primary Control W-R  
6L68-65




B-218 Eye Flame Detector M-H  
C554A

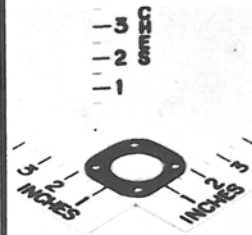


B-219 Eye Flame Detector W-R  
956-7

## NON-ZONE BOILER FLOW CONTROL VALVE PARTS LIST




BFC-104 Flow Control, Edwards 1/4"




BFC-106 Gasket for Edwards 1/4" Flow  
Control

## BOILER FIREBOX PARTS



BD-136 Peephole Cover & Lid Assembly  
w/ insul. All Boilers

## DRAFT CONTROLS FOR OIL BOILERS



BR-101A DPR-7" Draft Regulator, 605,  
755, 905

BR-102A DPR-9" Draft Regulator,  
1205, 2805

BR-103A AP-APG-12" Draft Regulator,  
3805

BR-104 AP-APG-14" Draft Regulator,  
4705

BR-105 AP-APG-16" Draft Regulator, 5605

BR-106 AP-APG-18" Draft Regulator, 7005


BR-107 AP-APG-20" Draft Regulator, 9005, 12005, Oil and Gas

BR-108 AP-APG-24" Draft Regulator, 15005, 18005

## CIRCULATORS

**DYNAPUMPS** - These pumps and parts no longer carried in our stock. For service, replacements and parts, write directly to: Crane Corp., South Kedzie Avenue, Chicago, Ill.


**METALMASTER MODEL 100 and 200** - These pumps and parts no longer carried in stock. For service, replacements and parts, write to: Modern Flo-Trol Sales Corp., 367 Farmingdale Road, Babylon, Long Island, New York 11704.




C-300 Circulator Complete Less Motor  
for 140-17-1/8 including Motor  
Brackets

C-300A Circulator Complete Less Motor  
for 240-27-1/6 including Motor  
Brackets


C-300C Circulator Complete Less Motor  
for 140-17-1/8 Bronze including  
Motor Brackets



C-300B Circulator Complete Less Motor  
for 340-17-1/3 including Motor  
Brackets



C-300P Circulator Complete Less Motor  
for Parkway including Motor  
Brackets



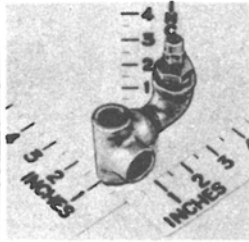
C-301 Shaft Housing Assembly (Repair  
Kit) with Impeller Housing for  
140-17-1/8

C-301A Shaft Housing Assembly (Repair  
Kit) with Impeller Housing for  
240-17-1/6

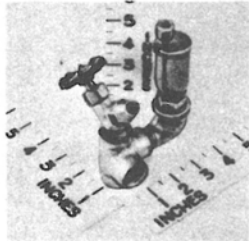
C-301C Shaft Housing Assembly (Repair  
Kit) with Impeller Housing for  
140-17-1/8 Bronze



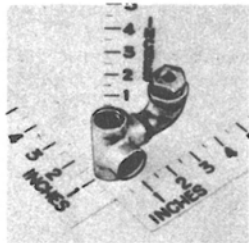
**AIR ELIMINATION ASSEMBLIES**




AE-101 Air Eliminator Ass'y. Std. Trade Pkg. with Manual Vent



AE-102 Air Eliminator Assembly Complete Package with Float Vent and Tank Shut-Off




AE-103 Air Eliminator Assembly (includes Side Outlet-tee, Street-Elbow & Bushing)

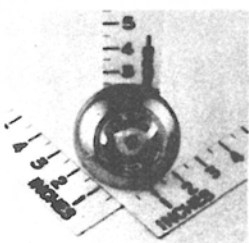


AE-104 Expansion Tank Shut-Off Valve - 1/2 IPS x 3/8" Compression

**BOILER PARTS LIST**




B-105 Theraltimeter - Universal Mount




B-205 Thermostat, MH T26, 3 Wire, For Zone Installation




B-206 Thermostat, M-HT87F, 2 Wire, Adjusted for Gas or Oil



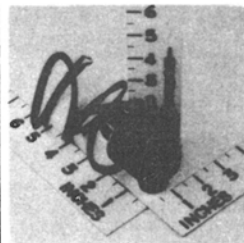
B-206D Thermostat, Edwards - 3 Wire




B-206E Thermostat, Edwards - 2 Wire




B-206F Thermostat, Edwards - 6 Wire, Heating & Cooling




B-212 Filter, Oil, WIX No. OBF-100



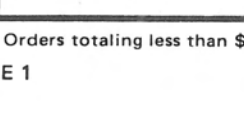
B-213 Valve, Oil, Delayed; M-H No. V-4001A



B-214 Aquastat, M-H No. L4006A




B-215 Aquastat, M-H No. L8024G




B-216 Oil, Primary Control M-H R-4184-B




(CIRCULATORS - continued)



C-301B Shaft Housing Assembly (Repair Kit) with Impeller Housing for 340-17-1/3




C-301P Shaft Housing Assembly (Repair Kit) with Impeller Housing for Parkway Series




C-302 Motor 1/8 H.P. for 140-17-1/8 (Motor Only)

C-302A Motor 1/6 H.P. for 240-17-1/6 (Motor Only)


C-302B Motor 1/3 H.P. for 340-17-1/3 (Motor Only)




C-302P Motor 1/8 H.P. for Parkway Series (Motor Only)



C-303 Latches, Bracket, Clamps and Hardware for Motor Attachment




C-303P Latches, Bracket, Clamps and Hardware for Motor Attachment for Parkway Series




C-307 Flanges, with Gaskets and Hardware - 1 set (Specify 1", 1 1/4" or 1 1/2")


C-307B Flanges, with Gaskets and Hardware - 1 set (Specify 1", 1 1/4" or 1 1/2") Bronze




C-307A Flanges, with Gaskets and Hardware - 1 set (Specify 2", 2 1/2" or 3")




C-309 Gasket for Flange (1 Pair) for 140 & 240 Series




C-309A Gasket for Flange (1 Pair) for 340 Series




C-312 Gasket for Shaft Housing for Parkway thru 340 series



C-314 Coupling, Spring with Set Screw for all 1700 RPM Series 1/2" on Motor - 7/16" on Pump Shaft




C-314A Coupling, Spring with Set Screw for 3400 RPM Series, Specify Motor H.P.




C-314P Coupling, Spring with Set Screw for Parkway Series

# BOILER ACCESSORY PACKAGES : Parts List


(CIRCULATORS — continued)




C-316 Water Seal Assembly, Complete for 140, 240 and 340 with Gasket — 7/16" Shaft Size




C-316P Water Seal Assembly Complete for Parkway Series with Gasket 3/8" Shaft Size




C-322 Bearing Assembly, Shaft with Impeller for 140 with Gasket  
C-322C Bearing Assembly, Shaft with Impeller for 140 Bronze with Gasket




C-322A Bearing Assembly, Shaft with Impeller for 240 with Gasket



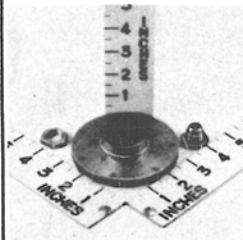
C-322B Bearing Assembly, Shaft with Impeller for 340 with Gasket




C-322P Bearing Assembly, Shaft with Impeller for Parkway with Gasket




C-324P Impeller Assembly only for Parkway including Nut




C-324  
C-324C Impeller Assembly only for 140 or a 140 Bronze (includes Impeller, Hub & Nut)



C-324A Impeller Assembly only for 240 Series (includes Impeller, Hub & Nut)




C-324B Impeller Assembly only for 340 Series (includes Impeller, Hub & Nut)




C-328 Housing only for Impeller on 140 Model

C-328A Housing only for Impeller on 240 Model

C-328C Housing only for Impeller on 140 Bronze Model



C-328B Housing only for Impeller on 340 Model



C-328P Housing only for Impeller on Parkway Model